2-3.5 t K2C series Internal Combustion Counterbalanced Forklift Truck

K2C series — RELIABLE ECONOMICAL COMFORTABLE HIGH EFFICIENT

Manufacturer and technical parameters

	Characteristics																	
1.01	Manufacturer			ANHUI HELICO.,LTD														
1.02	Model			CPC20	CPCD20	CPC25	CPCD25	CPC30	CPCD30	CPC35	CPCD35	CPC20	CPCD20	CPC25	CPCD25	CPC30	CPCD30	CPC35	CPCD35
1.03	Rated capacity		kg	2000	2000	2500	2500	3000	3000	3500	3500	2000	2000	2500	2500	3000	3000	3500	3500
1.04	Load center		mm	500															
1.05	Driving mode			Diesel															
1.06	Power type			Seat-type															
	Dimensions																		
2.01	Lifting height (standard)	H	mm	3000															
2.02	Mast overall height (fork to the ground and mast be vertical)	H1	mm	2000		2000		2070		2120		2000		2000		2070		2120	
2.03	Max.fork lifting height(With backrest)	H2	mm	4030		4030		4217		4217		4030		4030		4217		4217	
2.04	Free lift height	H3	mm	150		150		155		160		150		150		155		160	
2.05	Overall height(Overhead guard)	H4	mm	2170		2170		2190		2190		2170		2170		2190		2190	
2.06	Min.groung clearance(At the mast)	H5	mm	115		115		135		135		115		115		135		135	
2.07	Distance from the surface of the seat to the overahead guard	H6	mm	1075		1075		1075		1075		1075		1075		1075		1075	
2.08	Traction pin height	H9	mm	290		290		310		310		290		290		310		310	
2.09	Backrest height (Calculated from the surface of the fork)	H13	mm	1000		1000		1182		1177		1000		1000		1182		1177	
2.10	Overall length(With fork/Without fork)	(L/L')	mm	3460/2390		3680/2610		3819/2740		3827/2754		3460/2390		3680/2610		3819/2740		3827/2754	
2.11	Wheel base	L1	mm	1650		1650		1750		1750		1650		1650		1750		1750	
2.12	Front overhang	L2	mm	465		465		479		484		465		465		479		484	
2.13	Rear overhang	L3	mm	425		495		520		520		425		495		520		520	
2.14	Overall width	W1	mm	1160		1160		1225		1225		1160		1160		1225		1225	
2.15	Tread (Front tread/Rear tread)	(W3/W2)	mm	970/970				1000/970				970/970				1000/970			
2.16	Fork adjustable range (the external of the fork)(Max.-Min.)	W5	mm	1030/244		1030/244		1060/250		1060/250		1030/244		1030/244		1060/250		1060/250	
2.17	Min.turning radius(Exterior)	r	mm	2215		2270		2400		2400		2215		2270		2400		2400	
2.18	Min.turning radius(Interior)	r'	mm	35		35		80		80		35		35		80		80	
2.19	Min.right angle stacking aisle width	Ra	mm	2235		2290		2360		2360		2235		2290		2360		2360	
2.20	Mast tilting angle (forward /rear)	α / β	deg.	6°/12°		6°/12°		6°/12°		6°/12°		6°/12°		6°/12°		6°/12°		6°/12°	
2.21	Fork size	L4xWxT	mm	920x122x40		1070x122x40		1070x125x45		1070x125x50		920x122x40		1070x122x40		1070x125x45		1070x125x50	
	Performance																		
3.01	Max.Traveling Speed (Loaded/Unloaded)		km/h	18/19		18/19		18/19		18/19		18/19		18/19		19/20		19/19	
3.02	Lifting Speed (Loaded/Unloaded)		mm/s	455/480		400/420		455/480		400/420		500/550		500/550		455/480		400/420	
3.03	Lowing Speed (Loaded/Unloaded)		mm/s	450/500		450/500		450/500		450/500		450/500		450/500		450/500		450/500	
3.04	Max.Drawbar Pull (Loaded/Unloaded)		kN	16.5/14	16.5/14	19.5/12	19.5/12	20/17	20/17	21.5/14	21.5/14	16.2/12.5	16.2/12.5	19.3/11.7	19.3/11.7	19.5/16	19.5/16	21.4/13.9	21.4/13.9
3.05	Max.Gradeability (Loaded/Unloaded)		%	18/29	27/32	16/28	26/28	15/23	20/24	15/23	22/24	18/29	26/32	15/27	26/27	13/22	19/24	14/22	22/23
	Weight																		
4.01	Total Weight		kg	3300		3645		4265		4550		3300		3645		4265		4550	
4.02	Weight Distribution Loaded (Front/Rear)		kg	4714/586		5433/712		6424/841		7240/810		4714/586		5433/712		6424/841		7240/810	
4.03	Weight Distribution Unloaded (Front/Rear)		kg	1544/1756		1470/2175		1745/2520		1771/2779		1544/1756		1470/2175		1745/2520		1771/2779	
	Wheel and Tyre																		
5.01	Wheel Number x = Drive Wheel (Front/Rear)			2X/2								2X/2							
5.02	Tyre Type(Front/Rear)			Pneumatic Tyre								Pneumatic Tyre							
5.03	Tyre Size(Front/Rear)			7.00-12-12PR/6.00-9-10PR				28x9-15-14PR/6.5-10-10PR				7.00-12-12PR/6.00-9-10PR				28x9-15-14PR/6.5-10-10PR			
5.04	Service Brake			Hydraulic-Foot Pedal								Hydraulic-Foot Pedal							
5.05	Parking Brake			Mechanical-Hand Lever								Mechanical-Hand Lever							
	Drive and Transmission Control Device																		
6.01	Battery(Voltage/Capacity)	V/Ah		12/80								12/80						12/80	
6.02	Engine Mode			MITSUBISHI S4S								ISUZU C240						ISUZU 4JG2	
6.03	Engine Rated Power	kW/rpm		34.4/2250								35.4/2500						44.9/2450	
6.04	Engine Rated Torque	Nm/rpm		165/1700								139.9/1800						186.3/1600~1800	
6.05	Engine Cylinder Number-Borexstroke			4-94x120								4-86x102						4-95.4x107	
6.06	Engine Displancement		L	3.331								2.369						3.059	
6.07	Engine Fuel Tank Capacity		L	70								70						70	
6.08	Emission			CHINA Stage 3/Euro Stage 3A								CHINA Stage 3/Euro Stage 3A						CHINA Stage 2/Euro Stage 2	
6.09	Tranmission Box Shifting Gears(Front/Rear type)			1-1Power Shift T/M / 2-2 Manual Shift T/M															

RASA: Right angle stacking aisle width
a: Clearance
L4: Length of fork

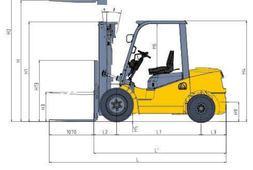

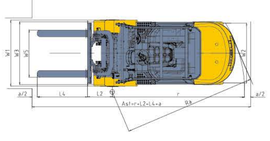

CPC20/CPCD20 CPC25/CPCD25 CPC30/CPCD30 CPC35/CPCD35

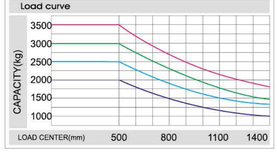

Note:
The vertical axis stands for load capacity and the horizontal axis stands for load center which is calculated from the front of the fork. The base point of the standard load refers to the center position of the cube with 1000mm length of side. When mast is tilted forward, nonstandard fork usage or load with over wide goods, load capacity will be reduced. Different load capacity in different load center can be known in time through load chart.

Engine Model and Main Specification for Option

Engine model	Rated power/ rotating speed (Kw/rpm)	Rated power/ rotating speed (Nm/rpm)	Engine displacement (L)	Internal Combustion Engine Number of Cinder
XIN CHANG A498 (EU IIIA)	36.8/2400	176/1600~1800	3.168	4
XIN CHANG C490BGP-200	40/2650	160/1800~2000	2.67	4

WIDE VIEW MAST

Mast model	Max. lifting height mm	Load capacity (load center 500mm)(kg)				Mast overall height (fork to the ground)(mm)			Service weight(kg)				Mast tilting angle (°) α / β
		2t	2.5t	3t	3.5t	2-2.5t	3t	3.5t	2t	2.5t	3t	3.5t	
M200	2000	2000	2500	3000	3500	1500	1570	1620	3225	3560	4175	4455	6/12
M250	2500	2000	2500	3000	3500	1750	1820	1870	3270	3610	4225	4505	6/12
M300	3000	2000	2500	3000	3500	2000	2070	2120	3300	3645	4265	4550	6/12
M330	3300	2000	2500	3000	3500	2150	2220	2270	3345	3680	4300	4590	6/12
M350	3500	2000	2500	3000	3500	2250	2320	2370	3365	3700	4320	4610	6/12
M370	3700	2000	2500	3000	3500	2350	2420	2470	3380	3715	4340	4630	*6/12
M400	4000	2000	2500	3000	3200*3500	2550	2620	2670	3450	3790	4415	4710	*6/12
M425	4250	1900*2000	2250*2500	2850*3000	3100*3200	2675	2745	2795	3475	3815	4440	4740	*6/12
M450	4500	1800*1900	2150*2400	2750*3000	3000*3050	2800	2870	2920	3495	3835	4465	4765	*6/12
M500	5000	1600*1700	1650*2200	2400*2850	2500*2850	3050	3120	3170	3540	3880	4515	4815	6/12
M550	5500	*1600	*1950	*2400	*2500	3350	3420	3470	3630	3970	4605	4915	*3/6
M600	6000	*1500	*1800	*2200	*2300	3600	3670	3720	3675	4015	4655	4970	*3/6

Note: (1) *stands for the rated capacity when the front tyre is double-tyre. (2) When the front tyre of the 2-3.5t truck is double tyre, the service weight of the truck is the weight in the table plus 110kg.

WIDE VIEW FULL FREE 2–STAGE MAST

Mast model	Max. lifting height mm	Load capacity (load center 500mm)(kg)				Mast overall height (fork to the ground)(mm)			Free lifting height (with backrest)(mm)			Service weight (kg)				Mast tilting angle (°) α / β
		2t	2.5t	3t	3.5t	2-2.5t	3t	3.5t	2-2.5t	3t	3.5t	2t	2.5t	3t	3.5t	
ZM200	2000	2000	2500	3000	3500	1500	1570	1620	500	340	443	3260	3560	4210	4485	6/12
ZM250	2500	2000	2500	3000	3500	1750	1820	1870	750	590	693	3310	3645	4060	4535	6/12
ZM300	3000	2000	2500	3000	3500	2000	2070	2120	1000	840	943	3360	3700	4310	4640	6/12
ZM330	3300	2000	2500	3000	3500	2150	2220	2270	1150	990	1093	3390	3730	4340	4620	6/12
ZM350	3500	2000	2500	3000	3500	2250	2320	2370	1250	1090	1193	3410	3745	4360	4640	6/12
ZM370	3700	2000	2500	3000	3500	2350	2420	2470	1350	1190	1293	3430	3765	4380	4660	*6/12
ZM400	4000	2000	2500	3000	*3200 *3500	2550	2620	2670	1550	1390	1493	3505	3845	4460	4735	*6/12
ZM425	4250	*1900	*2250	*2850	*3100	2675	2745	2795	1675	1515	1618	3530	3870	4485	4760	*6/12
ZM450	4500	*1900	*2400	*3000	*3000	2800	2870	2920	1800	1640	1743	3560	3895	4515	4790	*6/12
ZM500	5000	*1600	*1850	*2400	*2500	3050	3120	3170	2050	1890	1993	3610	3945	4565	4845	*6/6
ZM550	5500	*1600	*1950	*2450	*2500	3350	3420	3470	2350	2190	2293	3705	4045	4665	4945	*3/6
ZM600	6000	*1500	*1800	*2200	*2300	3600	3670	3720	3500	2440	2543	3755	4095	4720	4995	*3/6

Note: (1) *stands for the rated capacity when the front tyre is double-tyre.
(2) When the front tyre of the 2-3.5t truck is double tyre, the service weight of the truck is the weight in the table plus 110kg.

WIDE VIEW FULL FREE 3–STAGE MAST

Mast model	Max. lifting height mm	Load capacity (load center 500mm)(kg)				Mast overall height (fork to the ground)(mm)			Free lifting height (with backrest)(mm)			Service weight (kg)				Mast tilting angle (°) α / β
		2t	2.5t	3t	3.5t	2-2.5t	3t	3.5t	2-2.5t	3t	3.5t	2t	2.5t	3t	3.5t	
ZSM360	3600	2000	2400	2900	3250	1800	1870	1870	800	640	690	3495	3835	4470	4705	6/6
ZSM400	4000	1900	2400	2900	3250	1950	2020	2020	950	790	840	3540	3875	4510	4750	6/6
ZSM435	4350	*1850	*2200	*2850	*3000	2050	2120	2120	1050	890	940	3570	3920	4540	4775	6/6
ZSM450	4500	*1700	*2400	*2700	*2800	2100	2170	2170	1100	940	990	3580	3965	4555	4790	6/6
ZSM470	4700	*1800	*2300	*2850	*2900	2165	2230	2230	1165	1000	1050	3600	4005	4560	4800	6/6
ZSM480	4800	*1700	*1950	*2550	*2600	2210	2270	2270	1210	1040	1090	3615	4050	4575	4810	6/6
ZSM500	5000	*1700	*2150	*2750	*2900	2300	2370	2370	1300	1140	1190	3640	4095	4600	4835	6/6
ZSM540	5400	*1500	*1600	*2100	*2300	2400	2470	2470	1400	1240	1290	3670	4135	4630	4865	*3/6
ZSM600	6000	*1600	*1800	*2100	*2200	2600	2670	2670	1600	1440	1490	3775	4180	4730	4970	*3/6
ZSM650	6500	*1450	*1650	*1900	*2000	2800	2870	2870	1800	1640	1690	3830	4225	4785	5025	*3/6
ZSM700	7000	*1150	*1300	*1800	*2000	2975	3045	3045	1975	1815	1865	3885	4265	4835	4070	*3/3
ZSM750	7500	*950	*1050	*1200	*1200	3150	3370	3370	2150	2140	2190	3990	4310	4975	5210	*3/3

Note: (1) *stands for the rated capacity when the front tyre is double-tyre.
(2) When the front tyre of the 2-3.5t truck is double tyre, the service weight of the truck is the weight in the table plus 110kg.