

EXD Technical Data

Double Deck High Lift Pallet Truck

EXD 18/Li-Ion

EXD 20/Li-Ion



EXD Double Deck High Lift Pallet Truck
Double the Load - Half the Time

This specification sheet according to VDI Guideline 2198 only provides the technical values for the standard truck. Different tyres, other masts, additional equipment, etc. may produce different figures.



		STILL	STILL	STILL
Features	1.1	Manufacturer		
	1.2	Manufacturer's model designation	EXD 18 K	EXD 18 L/Li-Ion
	1.3	Drive	Electric	Electric
	1.4	Operation	Pedestrian truck	Pedestrian truck
	1.5	Capacity/load	1800	1800
	1.5.1	Capacity/load as double decker	Q _i + Q _m kg	1000 + 800
	1.6	Load centre	c	600
	1.8	Load distance	x	862 ^{2,3}
	1.9	Wheel base	y	1413 ²
Weight	2.1	Service weight (incl. battery)	kg	854
	2.2	Axle load, laden	drive end/load end	kg
	2.3	Axle load, unladen	drive end/load end	kg
Wheels/chassis	3.1	Tyres		Polyurethane
	3.2	Tyre size	drive end	∅ 230 x 75
	3.3	Tyre size	load end	∅ 85 x 85
	3.4	Support roller size	drive end	∅ 125 x 40
	3.5	Number of wheels (x = driven)	drive end/load end	1x2/2
	3.6	Tread width	drive end/load end	b ₁₀ /b ₁₁ mm
Basic dimensions	4.2	Height of mast when lowered	h ₁	mm
	4.3	Free lift	h ₂	mm
	4.4	Lift	h ₃	mm
	4.5	Height of mast when raised	h ₄	mm
	4.6	Initial lift	h ₅	mm
	4.9	Height of tiller in the driving position	min./max.	h ₁₄ mm
	4.10	Height of wheel arms	h ₈	mm
	4.15	Height when lowered	h ₁₃	mm
	4.19	Overall length	l ₁	mm
	4.20	Length including fork backs	l ₂	mm
	4.21	Overall width	b ₁	mm
	4.22	Fork dimensions	s/e/l	mm
	4.24	Fork carriage width	b ₃	mm
	4.25	Overall fork width	b ₅	mm
	4.32	Ground clearance, centre of wheel base	m ₂	mm
4.34	Working aisle width with 800 x 1200 pallet lengthways (b ₁₂ x l _a)	A _{st}	mm	
4.35	Turning radius	W _a	mm	
Performance data	5.1	Driving speed	laden/unladen	km/h
	5.2	Lifting speed (initial lift)	laden/unladen	m/s
	5.21	Lifting speed (main lift)	laden/unladen	m/s
	5.3	Lowering speed (initial lift)	laden/unladen	m/s
	5.3.1	Lowering speed (main lift)	laden/unladen	m/s
	5.8	Gradeability	laden/unladen	%
	5.9	Acceleration speed (over 10 m)	laden/unladen	s
5.10	Service brake			
Electric motor	6.1	Drive motor, rating S2 60 min	kW	1.2
	6.2	Lift motor, rating at S3 15%	kW	1.2
	6.3	Battery in accordance with DIN 43531/35/36 A, B, C		DIN 43535 A
	6.4	Battery voltage/rated capacity K _s	V/Ah	24/150
	6.5	Battery weight ±5% (depending on manufacturer)	kg	157
	6.6	Energy consumption according to VDI cycle	kWh/h	0.61
Misc.	8.1	Transmission control		AC control
	8.4	Sound level at driver's ear		dB(A)

¹ As per FEM 4.005-2013 Low Lift Pallet Truck; Diagonal as per VDI 2198-2012 = +186 mm Initial lift raised; +212 mm Initial lift lowered

² Initial lift lowered: +66 mm for EXD 18 K and EXD 18L/Li-Ion

³ Initial lift raised

⁴ Tandem load rollers

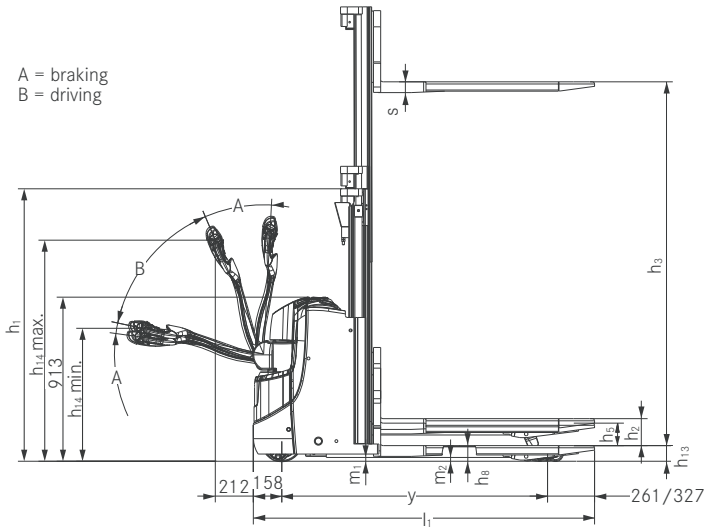
⁵ +75 mm at 3PzS

Mast Tables

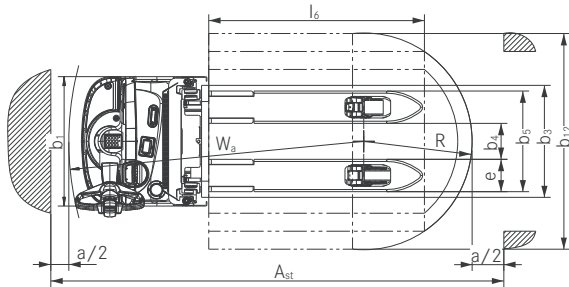
EXD 18 K - EXD 18 L	Telescopic mast					
	EXD 18 K - EXD 18 L					
	Height	h ₁	mm	1290	1365	1515
	Height with used free lift (h ₃ = 150 mm)	h ₁ '	mm	1365	1440	1590
	Free lift	h ₂	mm	150	150	150
Lift	h ₃	mm	1574	1724	2024	
Height, mast raised	h ₄	mm	2202	2352	2652	
EXD 20	Telescopic mast					
	EXD 20					
	Height	h ₁	mm	1240	1465	1665
	Height with used free lift (h ₃ = 150 mm)	h ₁ '	mm	1315	1540	1740
	Free lift	h ₂	mm	150	150	150
Lift	h ₃	mm	1574	2024	2424	
Height, mast raised	h ₄	mm	2094	2544	2944	
HiLo mast						
					1915	
					-	
					1395	
					2924	
					3444	

EXD Double Deck High Lift Pallet Truck

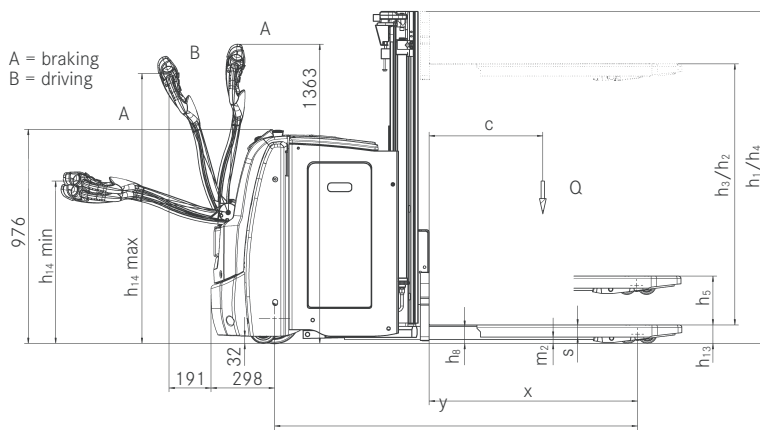
Technical Drawings



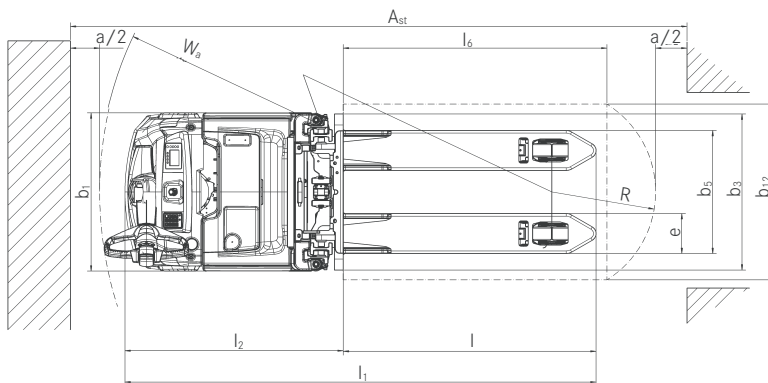
EXD 18 K/L side view



EXD 18 K/L top view



EXD 20 side view



EXD 20 top view

EXD 18 Double Deck High Lift Pallet Truck Detailed Photos



High handling capacity and best load visibility due to free view mast



Precision stacking on two decks with the unique pallet adjustment aid of the EXD 18



Palpable difference: The control elements can be clearly distinguished because of their tactile characteristics



Powerful movement on ramps due to the spring-loaded support rollers for optimum traction at all times



Rounded fork tips for fast and efficient insertion into the pallets



The steel battery cover is not only robust but also provides integrated storage options

EXD 20 Double Deck High Lift Pallet Truck Detailed Photos



Precision as standard: Electrical steering unit for precise manoeuvring



Up the ramp and down again: Traction in any situation due to the hydraulic support wheel suspension



At home in any operation: The particularly compact dimensions enable manoeuvring in even the narrowest spaces



Lateral battery change option and Li-Ion technology for optimum availability and ergonomics



High handling capacity due to simultaneous transport of two non-stackable carriers



Colour display with language-independent symbols shows all of the important functions at a glance

EXD Double Deck High Lift Pallet Truck
Double the Load - Half the Time



EXD Double Deck High Lift Pallet Truck
Double the Load - Half the Time



EXD Double Deck High Lift Pallet Truck Double the Load - Half the Time

Precision storage on two decks owing to the unique pallet adjustment aid

Always safe on the move with the STILL OPTISPEED tiller

Increased product handling capacity because of different driving programmes



EXD 18 K/L

The EXD 18 Double Deck High Lift Pallet Truck is a multi-talented all-rounder. Used as a low-lift pallet truck, it handles loads weighing up to 1,800 kg. As a double-deck truck, the compact and nimble device can lift 1,000 kg on the wheel arms as well as 800 kg on the forks, so HGVs are loaded and unloaded twice as fast and order picking tasks are noticeably speeded up. With the rounded fork tips, insertion into a pallet is particularly simple and safe. Thanks to the OPTISPEED

tiller, the speed is automatically adjusted to the distance from the equipment, providing a high degree of operating safety. All functions can be easily carried out with one hand, no matter which. Two versions of the EXD 18 are available: While the particularly compact length is an advantage of the EXD 18 K, the EXD 18 L scores highly with its larger battery, enabling up to eight hours of continuous use.

Precision handling due to the electrical steering unit

Optimum availability thanks to high battery capacity and Li-Ion technology

Comfortable on the ramp: Hydraulic support wheel suspension for optimum traction



EXD 20

In transporting heavy loads the EXD 20 excels, ranking amongst the most powerful hand-operated double deck high lift pallet trucks on the market. Up to 2,000 kg, or two lots of 1,000 kg in double deck operation, can be moved by the manoeuvrable warehouse organiser. All the functions can be controlled with one hand by both left-handed as well as right-handed people. The tactile raise and lower buttons are clearly distinguishable from each other, allowing the user to

concentrate completely on the goods being transported. Because of the electrical steering unit, the EXD 20 runs smoothly and without any jolts and can manoeuvre accurately in the most confined of spaces. The EXD 20 high lift pallet truck is always available and can run continuously thanks to its battery capacity of up to 375 Ah. It is also available with lateral battery change and Li-Ion technology.

EXD Double Deck High Lift Pallet Truck Extensive Equipment

Power

- High handling capacity and double load: Double deck operation for flexible use
- High turnaround rate: Powerful, reliable and low-maintenance electrical drive and steering motor
- Battery capacity of up to 375 Ah and lateral battery change available as well as the Li-Ion battery, which concentrates a large amount of energy and allows for easy interim charging
- The right driving programme for all situations: Select maximum turnaround or maximum efficiency: ECO, BOOST or Blue-Q
- Comfortable on the ramp: The hydraulic support wheels of the EXD 20 guarantee optimum traction and enable powerful movement on ramps

Precision

- Best views for precise operation: Free view mast and centrally mounted tiller ensure clear view of the tips of the forks
- Fatigue-free operation: Precise and intuitive electrical steering unit of the EXD 20
- Both left- and right-handed users can intuitively operate all of the driving, lifting and lowering functions
- Reliable, even in narrow spaces: Compact dimensions and high manoeuvrability
- Precise operation even in the most confined spaces: Sensitive proportional valve control and creep speed function option

Ergonomics

- Ergonomic and intuitive operation: Driving, lifting and steering processes can be simultaneously controlled by left- or right-handed operators using just one hand
- Battery changing made easy: Lateral battery change option for even greater availability
- Easing the workload: Easy to operate, ergonomically shaped STILL tiller head

Compactness

- High pallet reloading rate: Compact size allows for quick and safe operation
- Additional storage space for goods: Copes with narrow aisles thanks to its compact dimensions and high manoeuvrability
- The built-in charger enables flexible and decentralised charging of the truck

Safety

- The deep-drawn truck frame protects the feet of operators and others in public areas
- The speed reduction based on lift height increases safety
- Safety as standard: OPTISPEED tiller adapts speed automatically depending on distance between the operator and the truck
- Safe around corners: Curve Speed Control automatically adapts speed to the steering angle when cornering

Environmental Responsibility

- Low operating costs: Low energy consumption and long maintenance intervals
- Blue-Q efficiency mode allows energy savings of up to 7 percent at the press of a button, with no loss of performance
- Applied environmental awareness: 95 percent of parts are recyclable
- Very few noise emissions due to extremely quiet drive and lifting motor
- ECO driving programme: Maximum energy efficiency at the touch of a button

EXD Double Deck High Lift Pallet Truck Equipment Variants



	EXD 18 K	EXD 18 L	EXD 20	
General	Integrated storage option	●	●	●
	DIN-A4 writing pad	○	○	○
	Accessories bracket	○	○	○
	Provision for material flow management system (MMS)	—	—	○
	Design of control elements suitable for both left and right-handed operators	●	●	●
	LED battery charge level indicator	●	●	—
	Display and operating unit with colour display for selection of driving programme	—	—	●
	Various driving programmes	●	●	●
	Blue-Q energy-savings system	—	—	●
	Cold store variant	○	○	○
	High-performance rotary driving motor for very low maintenance costs	●	●	●
	Fully enclosed components, impervious to dirt and dust	●	●	●
	Electrical steering unit	—	—	●
	Creep speed function when tiller position is vertical	○	○	○
	Proportional valve technology for high-precision movements	●	●	●
	2-tonne load capacity with initial lift when mast not in use	—	—	●
	Mast	Telescopic mast	○	○
HiLo mast		—	—	○
Mast protective grille		●	●	●
Protective mast screen made from polycarbonate		○	○	○
Fork carriage soft landing for protection of goods in transit		—	—	○
Tyres	Auto-lift function for ergonomic working	○	○	—
	Drive wheel tyres, polyurethane	●	●	●
	Drive wheel tyres, polyurethane, profiled	○	○	○
	Drive wheel tyres, solid rubber	○	○	○
	Drive wheel tyres, solid rubber, natural-coloured	○	○	○
	Drive wheel tyres, solid rubber, natural-coloured, profiled	○	○	○
	Drive wheel tyres for slippery floors and surfaces	○	○	○
	Load roller tyres, polyurethane, single	●	○	○
	Load roller tyres, polyurethane, tandem	○	●	●
Load roller tyres, polyurethane, tandem, lubricated	—	—	○	
Safety	Load backrest 800 mm	○	○	—
	Load backrest 1000 mm	—	—	○
	Pallet adjustment aid	●	●	●
	Access authorisation STILL key	●	●	●
	PIN code access	○	○	○
	FleetManager access	○	○	○
	Automatic speed reduction when cornering	—	—	●
	Load end working lights	—	—	○
Battery	Free view mast for optimum view of the tips of the forks	●	●	●
	Battery compartment for 134-150 Ah battery, for changing batteries with a crane	●	—	—
	Battery compartment for 200-250 Ah battery, for changing batteries with a crane	—	●	●
	Battery compartment for 200-250 Ah battery, for changing batteries with a lateral battery changing system	—	○	○
	Battery compartment for 300-375 Ah battery, for changing batteries with a lateral battery changing system	—	—	○
	Battery compartment for 300-375 Ah battery, for changing batteries with a crane	—	—	○
	The STILL Li-Ion 82 Ah battery	—	○	—
	The STILL Li-Ion 164 Ah battery	—	○	—
	The STILL Li-Ion 205 Ah battery	—	—	○
The STILL Li-Ion 410 Ah battery	—	—	○	
Built-in charger with protection to prevent operator unintentionally driving while battery is charging	○	○	○	

● Standard ○ Option — Not available